

Overview

A modular commercial kitchen storage system maximises the use of limited space. Stainless Steel cupboards with a strong and hard wearing design provide a hygienic surface for multi-purpose use. Perfect for kitchens with a small footprint. Floor standing stainless steel cupboards and drawer units with design features such as cut-outs to accommodate piping allowing easy installation.

The Multiplex range is based on modules of 400mm width and is designed around Gastronorm pans. The various units can be used individually or placed together to form a continuous preparation / storage layout of your choice. The robust stainless-steel construction feature adjustable for height feet and full length bottom kick trim. Cabinets doors are fitted with recessed handles and soft closing hinges. Each cabinet has one adjustable mid shelf fitted or six sets of adjustable runners to accept Gastronorm pans. Additional shelves are available at extra cost.

The worktops of the units are made special in one continuous piece (up to 2400mm in length). Multiple tops can be supplied ready to be joined using Moffat's unique quick seal joining system.

Drawer units have three or four fully extendible drawers, complete with lift out Gastronorm pans 100mm or 200mm deep.



Sample of a corner layout

Features:

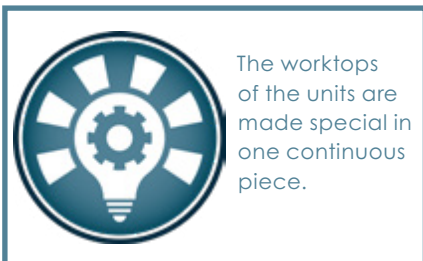
- Floor standing commercial stainless steel fully enclosed storage cupboards.
- Adjustable for height legs
- Hinged doors are soft closing and open to 100 degrees. Corner unit doors open 170 degrees
- Aesthetic black recessed door handles.
- Available in 400, 800mm 1050mm and 1200mm standard lengths.
- Adjustable height mid-Shelf.
- Full length kick trim

Options:

- Lockable doors [Two keys per lock]. Add "L" to the model code.
- Bespoke(Non standard lengths) Available on request.
- Single continuous one-piece work top and splash back. 475mm high sealing of the wall between the work top and wall cabinets.
- Additional cupboard shelves and shelf supports



Heavy duty sink unit model MSUL. Shown with a stand alone sink top.




The worktops of the units are made special in one continuous piece.




Four drawer module M1D4.

Cupboards



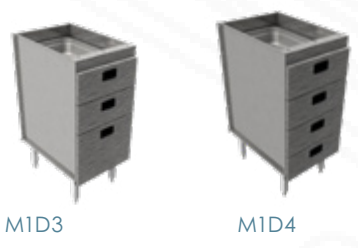
Model	Weight (kg)	L x D x H (mm)	Description (Hinged / Locks)
M1AL	25	400 x 650 x 900	Hinged left
M1ALL	25	400 x 650 x 900	Hinged left lockable
M1AR	25	400 x 650 x 900	Hinged right
M1ARL	25	400 x 650 x 900	Hinged right lockable
M2A2	35	800 x 650 x 900	Hinged
M2A2L	35	800 x 650 x 900	Hinged lockable
MBCC	40	1050 x 650 x 900	Hinged
MBCCCL	40	1050 x 650 x 900	Hinged lockable

Cupboards with runners for pans




Model	Weight (kg)	L x D x H (mm)	Description (Hinged / Locks)
M1BL	25	400 x 650 x 900	Hinged left
M1BLL	25	400 x 650 x 900	Hinged left lockable
M1BR	25	400 x 650 x 900	Hinged right
M1BRL	25	400 x 650 x 900	Hinged right lockable

Drawers



Model	Weight (kg)	L x D x H (mm)	Description (Drawer depth / Locks)
M1D3	30	400 x 650 x 900	2 x 100mm 1 x 200mm
M1D3L	30	400 x 650 x 900	Lockable
M1D4	30	400 x 650 x 900	4 x 100mm
M1D4L	30	400 x 650 x 900	Lockable

Sinks



Model	Weight (kg)	L x D x H (mm)	Description (Hinged / Locks)
MSUL	50	1200 x 650 x 900	Hinged left
MSULL	50	1200 x 650 x 900	Hinged left lockable
MSUR	50	1200 x 650 x 900	Hinged right
MSURL	50	1200 x 650 x 900	Hinged right lockable
Model	Weight (kg)	L x D x H (mm)	Description (Hinged / Locks)
MWHBL	20	400 x 650 x 900	Hinged left
MWHBLL	20	400 x 650 x 900	Hinged left lockable
MWHBR	20	400 x 650 x 900	Hinged right
MWHBRL	20	400 x 650 x 900	Hinged right lockable