

Overview

Space Saving Stainless Steel Shelving System

An open shelving system maximising storage capacity. Unique in versatility, suitable for all storage requirements where hygiene is of paramount importance. Manufactured from either 430 type stainless steel or 304 type stainless steel making these units ideal for use in cold or dry stores, restaurants, hospitals, warehouses, butcheries, bakeries and general food service facilities. The shelf positions are infinitely variable utilising Moffats clever "Versiclamp" an extremely effective and robust method of locking shelves in place without any holes or grooves yet allowing fast shelf height adjustment. Available in either solid or perforated shelving.

Key Features:

- Manufactured from 1.2mm stainless steel.
- Commercial four tiered shelf racking.
- Ideal for many types of kitchen equipment storage from utensils to containers.
- Uprights made from 30mm x 30mm hollow section stainless steel.
- Fitted with adjustable height flanged feet for securing to a finished floor surface
- Available in two heights, 1500 mm & 1800 mm high.
- Choice of lengths 600, 900, 1200, 1500, & 1800mm.
- Versiclamp system allows infinite height adjustment.

Options:

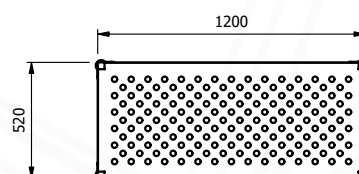
- Complete with 125mm dia. Swivel castors 2 with brakes.
- Additional shelves



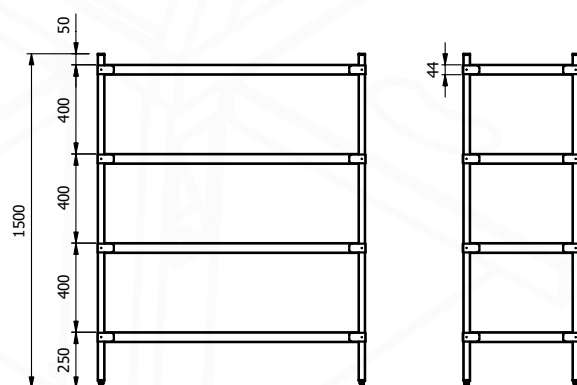
Model 6S15PL



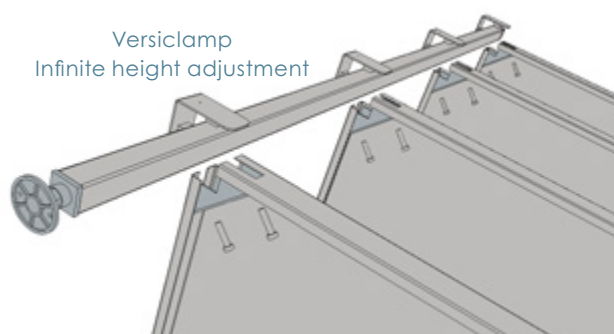
Model 6S15PF



Model 6S12PF



Versiclamp
Infinite height adjustment



Moffat's "Versiclamp"
an extremely effective
method of locking
shelves in place

Solid Shelf Models

430 grade Stainless Steel models (1500mm high)

Model	L x W x H (mm)	Weight (kg)	Recommended Max weight capacity per shelf
6S6PL	600 x 520 x 1500	16	60kg
6S9PL	900 x 520 x 1500	25	55kg
6S12PL	1200 x 520 x 1500	34	50kg
6S15PL	1500 x 520 x 1500	43	45kg
6S18PL	1800 x 520 x 1500	52	40kg

304 grade Stainless Steel models (1500mm high)

Model	L x W x H (mm)	Weight (kg)	Recommended Max weight capacity per shelf
6S6PLSS	600 x 520 x 1500	16	60kg
6S9PLSS	900 x 520 x 1500	25	55kg
6S12PLSS	1200 x 520 x 1500	34	50kg
6S15PLSS	1500 x 520 x 1500	43	45kg
6S18PLSS	1800 x 520 x 1500	52	40kg

430 grade Stainless Steel models (1800mm high)

Model	L x W x H (mm)	Weight (kg)	Recommended Max weight capacity per shelf
6S6PLH	600 x 520 x 1800	16	60kg
6S9PLH	900 x 520 x 1800	25	55kg
6S12PLH	1200 x 520 x 1800	34	50kg
6S15PLH	1500 x 520 x 1800	43	45kg
6S18PLH	1800 x 520 x 1800	52	40kg

304 grade Stainless Steel models (1800mm high)

Model	L x W x H (mm)	Weight (kg)	Recommended Max weight capacity per shelf
6S6PLSSH	600 x 520 x 1800	16	60kg
6S9PLSSH	900 x 520 x 1800	25	55kg
6S12PLSSH	1200 x 520 x 1800	34	50kg
6S15PLSSH	1500 x 520 x 1800	43	45kg
6S18PLSSH	1800 x 520 x 1800	52	40kg

Perforated Shelf Models

430 grade Stainless Steel models (1500mm high)

Model	L x W x H (mm)	Weight (kg)	Recommended Max weight capacity per shelf
6S6PF	600 x 520 x 1500	16	60kg
6S9PF	900 x 520 x 1500	25	55kg
6S12PF	1200 x 520 x 1500	34	50kg
6S15PF	1500 x 520 x 1500	43	45kg
6S18PF	1800 x 520 x 1500	52	40kg

304 grade Stainless Steel models (1500mm high)

Model	L x W x H (mm)	Weight (kg)	Recommended Max weight capacity per shelf
6S6PFSS	600 x 520 x 1500	16	60kg
6S9PFSS	900 x 520 x 1500	25	55kg
6S12PFSS	1200 x 520 x 1500	34	50kg
6S15PFSS	1500 x 520 x 1500	43	45kg
6S18PFSS	1800 x 520 x 1500	52	40kg

430 grade Stainless Steel models (1800mm high)

Model	L x W x H (mm)	Weight (kg)	Recommended Max weight capacity per shelf
6S6PFH	600 x 520 x 1800	16	60kg
6S9PFH	900 x 520 x 1800	25	55kg
6S12PFH	1200 x 520 x 1800	34	50kg
6S15PFH	1500 x 520 x 1800	43	45kg
6S18PFH	1800 x 520 x 1800	52	40kg

304 grade Stainless Steel models (1800mm high)

Model	L x W x H (mm)	Weight (kg)	Recommended Max weight capacity per shelf
6S6PFSSH	600 x 520 x 1800	16	60kg
6S9PFSSH	900 x 520 x 1800	25	55kg
6S12PFSSH	1200 x 520 x 1800	34	50kg
6S15PFSSH	1500 x 520 x 1800	43	45kg
6S18PFSSH	1800 x 520 x 1800	52	40kg