

## Overview

### Model BTX (extra)

Specially designed for breakfast, tea & coffee service. An attractive, easy to manoeuvre and compact trolley service with space for everything required.

Perfect for aged care facilities and hospitals.

The mobile ward service trolley allows beverages, refreshments, and light meals to be served to patients and visitors at the bed side or in lounges and other communal areas. Great for use in busy hospitals retirement homes and various other types of healthcare facilities.

Push pull handles at each end and the simple layout facilitates easy positioning and set up. Very easy to use and keep clean, a practical hygienic and versatile design with a wide range of options and features, multiple drawers and runners, for holding baskets pans and ingredient containers etc. Crockery cutlery and condiments carried on board.



## Key Features:

- Easy to keep clean.
- Light and easy to manoeuvre with push pull handles at each end.
- Corner bumper protection.
- Solid stainless steel top set at 900mm from floor level.
- Robust and ergonomic shroud with lockable lid.
- Integral double socket for the water boiler and toast warmer.
- Complete with a 2m long 13amp cable and plug and RCD protected plug.
- Mains power breaker cable automatically disconnects power if pulled from wall.
- 10ltr water boiler with boil dry protection and drip tray.
- Handy flip down cup rest.
- Water tap set at a level to allow jugs and teapots to be easily filled.
- 4 off Ingredient dispensers [coffee sugar etc.].
- Fully extendable top drawer with six lift out plastic containers ideal for tea bags and condiments.
- Lockable top drawers complete with a 4-section cutlery box.
- Lockable second drawer complete with 4 off cereal containers.
- Waste bin with chute.
- Discreet pan located in base for cleaning cloth / spray.
- Three dish wash baskets [500mm sq type] on fully extendible runners.
- Castors all swivel and two are fitted with brakes.
- Goose wing grey durable plastic-coated steel outer panels.

“Tea and Toast it’s a Tradition”



The water boiler can be removed for easy deep cleaning and has a boil dry protection re-set button.



## Options:

- TW1: 30 slice Toast warmer
- TW2: 45 slice Toast warmer
- BES: Fold down end shelf:



Mains cable safety break  
(If the trolley is accidentally pushed away while still plugged into the power socket, the cable will simply pull apart eliminating damage and down time.)



| Model      | Weight (kg) | L x D x H (mm)    | Height to worktop | Power Rating / Electrical supply | Power Rating with Toast Warmer |
|------------|-------------|-------------------|-------------------|----------------------------------|--------------------------------|
| <b>BTX</b> | 50          | 1344 x 620 x 1501 | 900mm             | 2.3kw / 13amp                    | 2.6kw / 13amp                  |

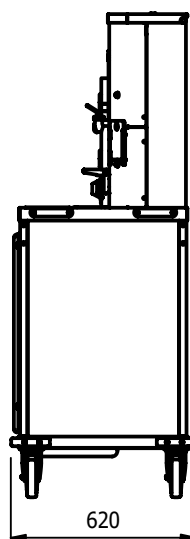
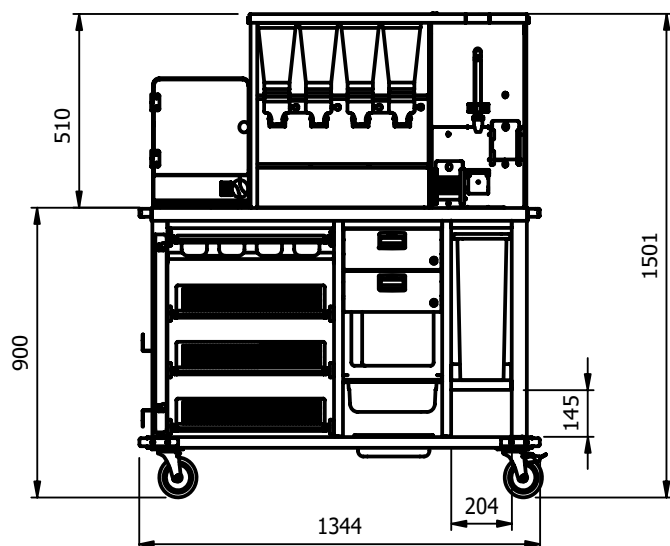
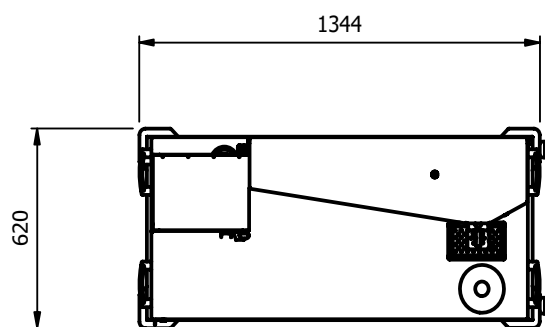
**NOTE:**

The stop, start / push, pull force required when fully loaded is 10kg

The force required to keep the trolley in motion is 5kg

**BTC**

Shown with optional toast warmer, model TW1 and optional end shelf BES



MADE IN BRITAIN

E&R Moffat Ltd.  
Bonnybridge  
FK4 2BS  
Scotland

Moffat Catering Equipment  
Delivering quality products, from concept to installation.  
Managed by continuous improvement, growth, and innovation.



www.ermoffat.co.uk  
+44 (0) 1324 812272  
sales@ermoffat.co.uk