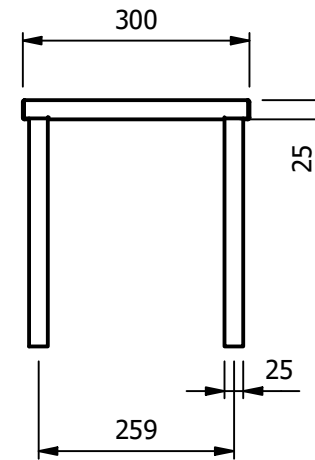
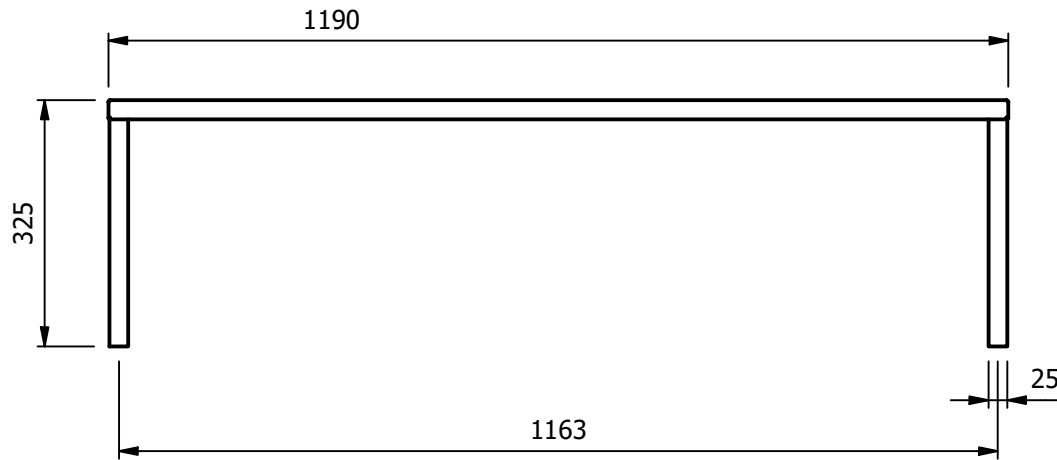
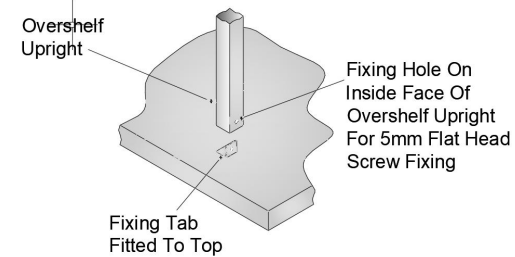


Overshelf Fixing Detail



WORK TOP FIXING POINTS

Moffat Specification

- overhead shelving
300mm wide heavy duty stainless steel shelf
Ready made to be securely fixed to a countertop or wall bench.

- Dimensions
Length - 1190mm
Depth - 300mm
Height - 325mm
Weight - 9kg

- Materials
1.2mm 304 Grade St/ Steel Top & Supports
25mm x 25mm square tube legs

Installation
Work top bolt on design.

ALL SHEET METAL DIMENSIONS ARE I/S (INSIDE SIZES) (UNLESS OTHERWISE STATED)

ALL DIMENSIONS IN (mm), TOLERANCE = LINEAR ± 0.5mm, ANGULAR ± 0.5mm (OR AS STATED). ALL SHARP EDGES TO BE REMOVED FROM SHEET METAL PARTS

Product	OVERSHELF			Product No							
Description	01A12										
Material/Finish	Thickness			Desp/Date							
Legacy P/N	Weight	9kg		Quote No.	Dwg No.		GTP-110339-1	Issue			
Client				SO Number	STANDARD		Drawn By	N.Raymen			
Client Project				Approved By			Date	25/01/2022			
E & R MOFFAT LTD, SEABEGS ROAD, BONNYBRIDGE, FK4 2BS, T: +44 (0)1324 812272, E: sales@ermoffat.co.uk, Web: www.ermoffat.co.uk							Scale	1 : 10	Sheet	1 / 2	A4

No reproduction or publication of this drawing may be made, and no article may be manufactured or assembled in accordance with this drawing without prior written consent. This prohibition is a term of any contract relating to this drawing. Rights reserved under the Copyright Act 1956 as amended by the Design Copyright Act 1968.

